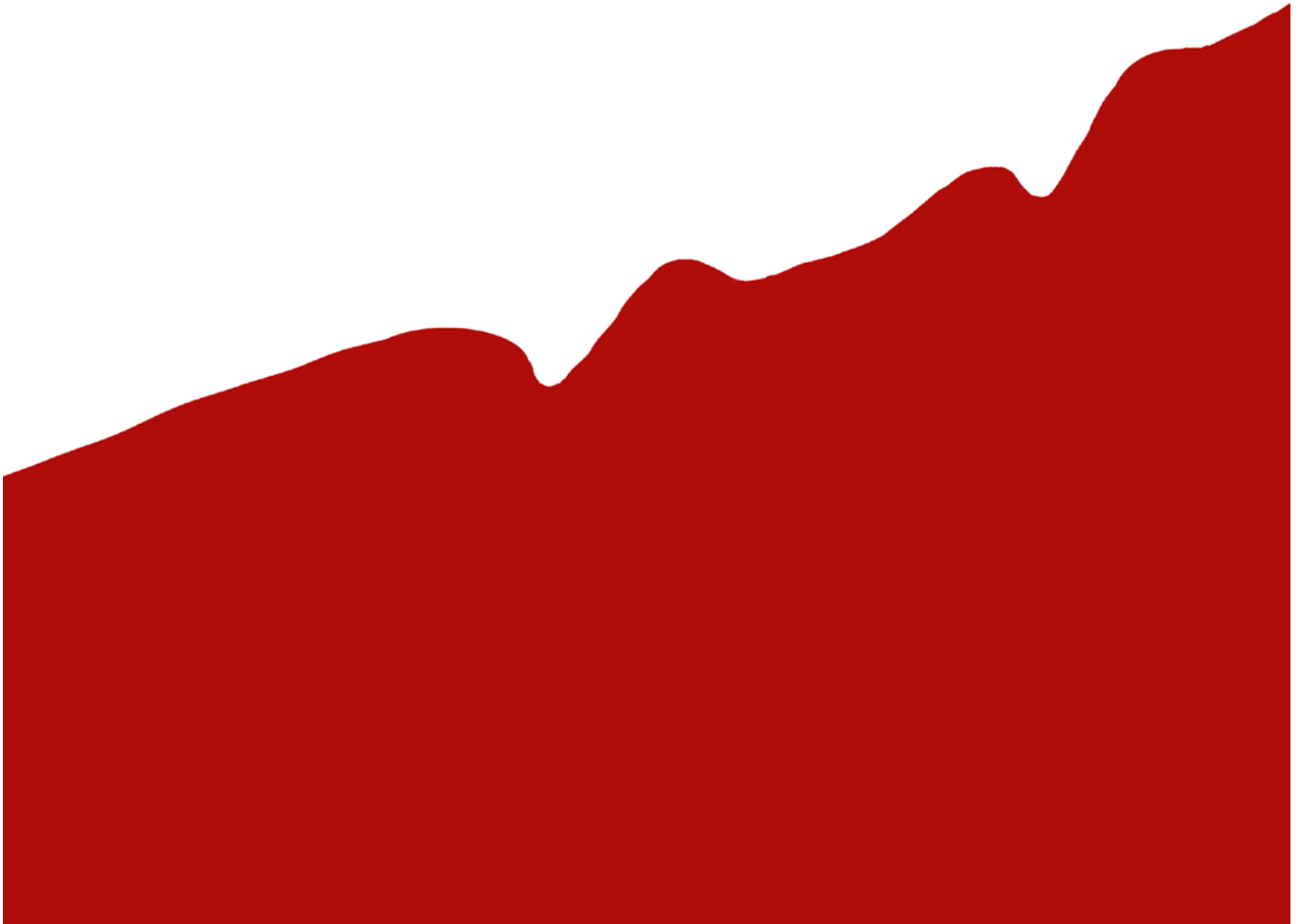
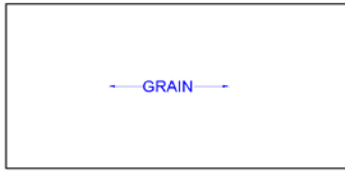




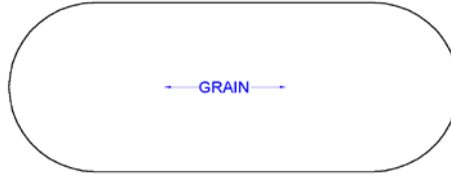
Price List Effective June 2011



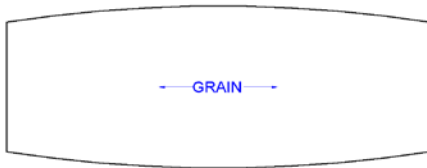
Rectangle TC



Racetrack RT



Boatshape BT



Elliptical EL

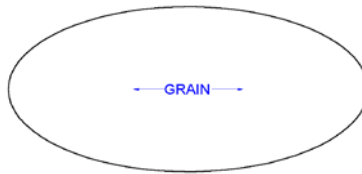
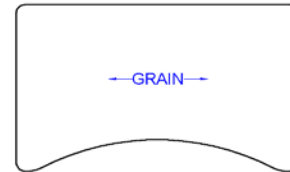
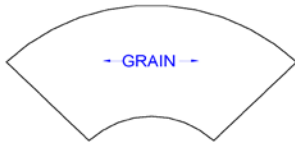


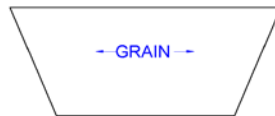
Table Desk TA



Crescent CS



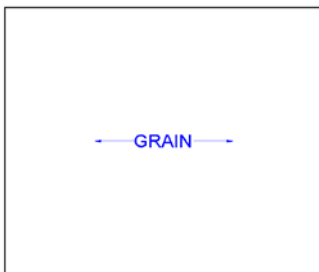
Trapezoid TZ



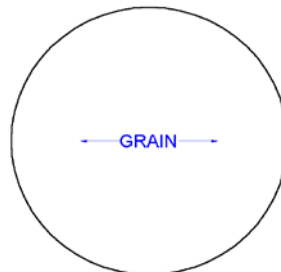
Keyboard Caddy KC



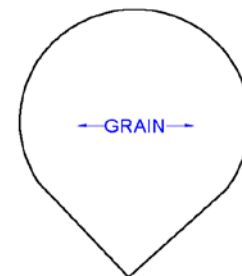
Square SQ



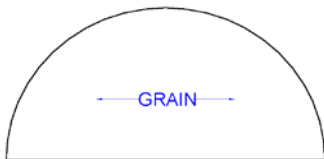
Round RD



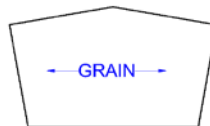
Teardrop TD



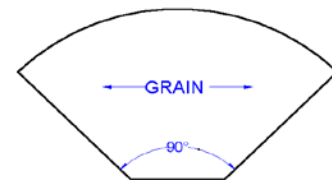
Half Round HR



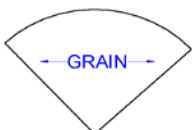
Video Wedge VW



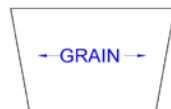
Arc Segment AS



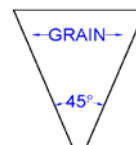
Quarter Round QR



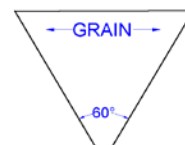
10 degree Transition TN



Wedge WG45



WG60






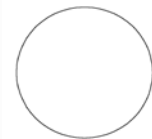
Rectangle	capacity
18x36	1
18x48	1
18x60	2
18x72	3
18x84	4
18x90	4
18x96	4-5
20x36	2
20x48	2
20x60	2-3
20x72	3
20x84	4
20x90	4
20x96	4-5
24x36	2
24x48	2
24x60	2-3
24x72	3
24x84	4
24x90	4
24x96	4-5
30x36	2
30x48	2-4
30x60	4
30x72	6
30x84	6
30x90	6
30x96	8
36x48	2-4
36x60	4-6
36x72	6-8
36x84	6-8
36x90	8
36x96	8-10
42x84	6-8
42x90	8
42x96	8-10
48x90	8
48x96	8-10



Square	capacity
24x24	2
30x30	2
36x36	4
42x42	4
48x48	4



Boat-Racetrack-Elliptical	capacity
36x72	4
36x84	6
36x90	8
36x96	6-8
42x72	6
42x84	6
42x90	8
42x96	8-10
48x72	4
48x90	8
48x96	8-10



Round	capacity
24" dia.	2
30" dia.	2
36" dia.	3
42" dia.	4
48" dia.	4-5
54" dia.	5
60" dia.	6-7

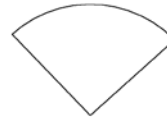


Crescent	capacity
24x75	2
24x94	2
30x94	4

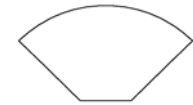


Video Wedge	capacity
24x48	2
30x60	2
36x71	2

NOTE: 45 and 60 degree Wedges are not recommended for seating if top is not supported by a base.



Quarter Rnd	capacity
20x20	0
24x24	1
30x30	1
36x36	1



Arc Segment	capacity
20x44	2
24x51	2
30x59	2
36x67	2



Transition	capacity
20x30	0
24x30	1
30x30	1
36x30	1



Teardrop	capacity
24x42	4

General Guidelines

- * Allow about 30" /person
- * Allow 48" for aisles between tables. ADA has 36" min.
- * Allow 96"-120" between presenter and front row.
- * Rooms with only one entrance are restricted to accommodate a maximum of 50 people (per fire code).
- * Space required for single wheelchair passage is 36" min
- * Space required for double wheelchair passage is 60" min
- * Space required to turn a wheelchair is 60" dia.
- * ADA Minimum table depth of 24".
- * Newer wheelchair arms are designed to fit under standard 29"h tables (older models require an extra 2.5" of clearance)



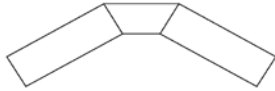
Trapezoid	capacity
24x48	4-5
24x72	4-5
30x60	4-5
36x72	4-5



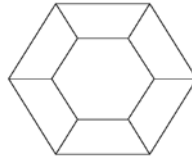
Half Round	capacity
18x36	1-2
24x48	2
30x60	3
36x72	4

Capacities are based upon a 30" minimum width per seat. This chart is only a guideline which can vary based upon seating design and table layout.

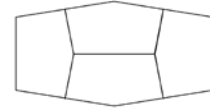
Trapezoid Connection



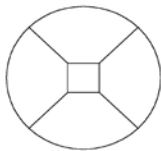
Trapezoid Conferencing



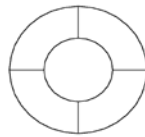
Video Wedge Conferencing



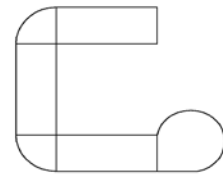
Arc Segment Teaming



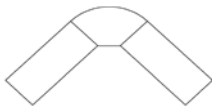
Crescent Conferencing



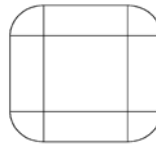
Quarter Round and Teardrop



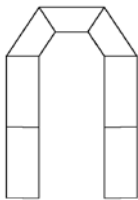
Arc Segment Connection



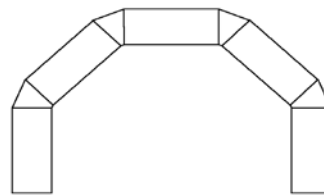
Quarter Rounds for Teaming



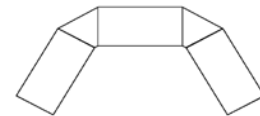
Trapezoid Training




45° Wedge Connections



60° Wedge Connections



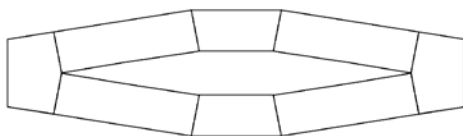
Half Round Caps



Half Rounds soften the Conference



10° Transition and Video Wedge Connections



PRICING

All prices quoted are list prices, FOB our warehouse. All documentation and literature is based upon the most recent information available at the time of this publication. We reserve the right to make product improvements and design enhancements at any time, without notice. Prices are also subject to change without notification. Additional charges will be added on special requests noted on customer's purchase order such as inside delivery, call before, etc.

ORDERS

All orders must be received in writing with complete information, which include the following: Complete/valid product numbers, finish specifications, ship to address and billing address.

Send, fax or e-mail directly to:

Tablex
 555 Cathy Lane
 Jasper, IN 47546
 Telephone: 812.481.1177
 Fax: 812.481.1178
 E-mail orders to: sales@tablex.com

Duplicate orders that are received by mail after they have been faxed and not marked '**Confirmation**' are the responsibility of the customer.

ORDER ACKNOWLEDGEMENTS

Orders are acknowledged upon receipt at Tablex. No order shall be deemed binding upon Tablex until we confirm with an acknowledgement. The customer bears sole responsibility for order correctness. All orders will be manufactured and invoiced in accordance with the acknowledgement. Customers must notify Tablex in writing of any discrepancy within 5 days. Any subsequent change order is dependent upon our ability to accommodate the specification, terms and status of the order in production, and may be subject to additional charges for labor, material and other costs involved.

CANCELLATIONS AND RETURNS

Our acceptance of an order is final and binding and not subject to cancellation by the customer.

No merchandise may be returned without the written consent of Tablex.

TERMS

Terms are Net 30 days from the date of invoice. Payment is due when invoice is issued and is considered delinquent if not paid within 30 days. Interest will be charged at the rate of 1-1/2% per month on delinquent accounts. No statements will be rendered unless requested.

SHIPPING

All shipments are F.O.B. our warehouse. Legal responsibility for the product transfers to the buyer upon acceptance by the carrier. Damaged, lost or shorted shipments are the responsibility of the carrier. Inspect all shipments promptly upon arrival and note any damage or loss on the delivery receipt. If damage is concealed, keep the packing and notify the carrier immediately for an inspection. Carriers require such reports within 15 days of delivery. Failure to report damage or loss is the consignee's responsibility. The freight charges may be collect to the receiver, billed to the purchaser, or prepaid by Tablex.

FREIGHT CLAIMS

Legal title to merchandise passes to the buyer upon acceptance by the carrier. All cartons must be carefully inspected upon delivery for visible and concealed damage. If concealed damage has occurred, the carrier must be notified within (5) days. **All of our product is thoroughly inspected before it leaves the factory**, therefore it is the buyer's responsibility to seek recourse against the carrier.

WARRANTY

TablEX merchandise limited warranty on the original purchase covers normal use for 50 years from date of shipment against defect with workmanship and materials.

Electrical components are covered for 1 year. Moving components; such as, but not exclusive to; flip top mechanisms and height adjustment mechanisms are covered for 5 years. Wood veneers, Surf(x) 3D laminates, Formica, Wilsonart, Pionite, and Nevamar laminates are covered by the specified surface manufacturer under their particular warranty only.

Finishes, when exposed to ultraviolet rays, may change color. Desktop accessories with rubber or plastic feet can penetrate or burn a finish. These issues are not warranted and will not be the responsibility of TablEX.

Exclusions include:

- * Normal wear and tear over course of ownership or abuse beyond originally intended use of product.
- * Modifications or additions to the product, or final product assembly that is not TablEX approved.
- * Product used for rental purposes
- * Damage caused by misapplication of cleaning chemicals or improper use of care and cleaning procedures.
- * Surface materials damaged by excessive humidity or dryness in an uncontrolled environment.

Any repairs or modifications by the customer must receive specific written authorization from TablEX prior to being executed. In no event shall liability under this warranty exceed the original purchase price of the product.

Care of Veneer Surfaces

Clean all surfaces with water-dampened soft cloth in the direction of the grain. Quickly buff dry. Immediately remove any liquids that come in contact with the wood surfaces using a blotting action to absorb the liquid. Lift objects to move them. Never pull them across the finished surface.

Avoid exposing furniture to extreme heat and cold or to wide humidity variances.

Avoid exposing furniture to strong sunlight. Exposure to sunlight over time will cause finish variation.

Do not use soaps, commercial cleaners or harsh solvents as they will cause finish deterioration.

If using a protective glass top, place spacer pads under the glass top to allow the wood to breathe.

Care of Rigid Thermofoil Surfaces

Cleaners such as, alcohol, benzene, and non-abrasive household detergents can be used. Do not recommend the practice of using any solvent based or abrasive type cleaners. TablEX recommends the use of a soft, clean cloth when cleaning the Rigid Thermofoil surfaces.

LEAD TIMES	
Quickship products	4 days
Laminate/3mm PVC	3-4 weeks
Laminate/3mm Wood	3-4 weeks
Laminate 1 1/4" Wood	5-7 weeks
MDF Reverse Bevel	3-4 weeks
Thermofoil	4-6 weeks
Chrome	5-7 weeks
Mobile Meeting	3-5 weeks

Modified Product...Our flexibility allows us to accommodate requests for non-cataloged product. We are happy to discuss your unique product requirements and determine feasibility and pricing.

MODIFIED PRODUCT

CLEAN ORDER SPECIFICATIONS
To Order, Specify:
1. Product No.
2. Edge Specification
3. Option(s)
4. Top Color
5. Edge Color
6. Base Color
Example:
<u>Product No.</u> <u>Edge Spec.</u> <u>Option(s)</u> <u>Colors</u>
01TC3672T26 -3P -FD 4623-60 2416 02

1. Product No.
Provide a complete Product Number, ex: **01TC3672T26**.
2. Edge Specification
Designate desired edge, ex: 01TC3672T26-**W2**.
3. Option (s)
If there are any options needed, such as folding, use the assigned designator, ex: 01TC3672T26-W2-**FD**.
Available options and their designators are listed on pages of each series throughout the pricelist.
4. Top Color
Choose a laminate from the *Finishes Page* and use the laminate specifier number, ex: 01TC3672T26-W2-FD **4623-60**.
5. Edge Color
Specify an edge color using designator from either the *3mm Edge Colors* or *Standard Wood Edge Colors* from the choices on the *Finishes Page*, ex: 01TC3672T26-W2-FD 4623-60 **AD**.
6. Base Color
Choose base color using a color option from the *Standard Base Colors* on the *Finishes Page*, ex: 01TC3672T26-W2-FD-4623-60 AD **02**.

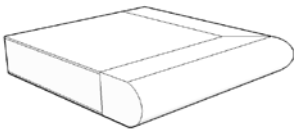
EDGE OPTIONS



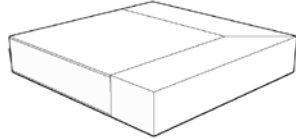
3P
3mm PVC



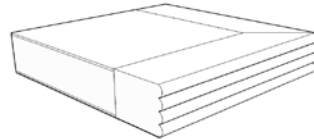
3W
3mm Wood



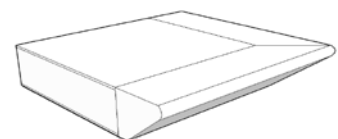
W1
1 1/4 Bullnose
Wood Rim



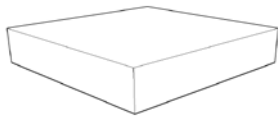
W2
1 1/4 Square
Wood Rim



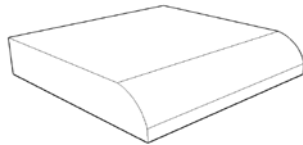
W3
1 1/4 Fluted
Wood Rim



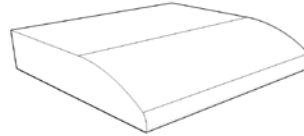
W4
1 1/4 Reverse Bevel
Wood Rim



T1
Square
Rigid Thermofoil



T2
Rolled
Rigid Thermofoil



T3
Sloped
Rigid Thermofoil

For a sample please contact
customer service at
877.481.1177

TOP SPECIFICATIONS

Tops are constructed of 1 1/8" thick, 45# Particle Board surfaced with .030" thick high pressure laminate face. A .020 - .050" thick high pressure backing is attached to the underside of the top.

3mm PVC Edge

Edge of 3mm PVC hot melt banded to the top with 1/8" radius at the top and bottom, and 1/8" radius corners.

3mm Wood Rim

This is a real wood material and is a multi layered construction that will have finger joints every 4-6 ft. It is applied by an edgebander and hot melt adhesive. Cherry and maple available.

1 1/4" Wood Rim

Edges are machined and prepared for externally applied hardwood edges, all surfaces are coated with three applications of pre catalized lacquer finish for water resistance and long term durability.

Rigid Thermofoil

Molded top surface is formed to a square, rolled or sloped shape on the edge to present a clean, consistent edge treatment.

Lightweight Tops

Tops are 40% lighter than particle board tops and constructed of a Bass-wood core with Luan faces.

MODESTY PANELS

Laminate modesty panels are constructed of 3/4" thick, 45" Particle Board surfaced with .030" thick high pressure laminate front and back. These modesty panels are available with Laminate surfaces and a 3mm PVC edge. Panel height is 10".

Mesh modesty panels are constructed of a sturdy nylon mesh material and contain a pouch to manage wire clutter. A sturdy steel rod frame maintains the panel shape as weight is added to the pouch. Panel height is 10"

Acrylic modesty panels are made with a frosted acrylic material with brushed silver or black hardware available. Panel height is 8".


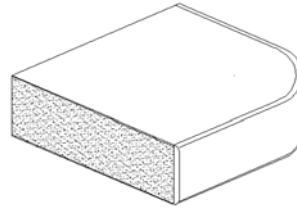
BASE SPECIFICATIONS

Tablex offers several styles of bases and the construction of each style varies. All bases are tested to meet or exceed the BIFMA testing standards. For construction details of a specific base please contact customer service 877.481.1177.

Metal base glides are provided as standard on Tablex bases. Black molded plastic glides or self leveling glides are also available at various upcharges.


Radius Corners - (to order, specify RC)

Rounded corners with a 3" radius are available, replacing the standard square ends. The upcharge is \$70 list per table.

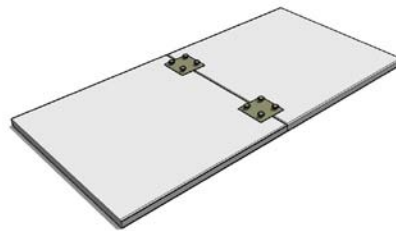


Ganging - (to order, specify GN)

Table ganging is available using 4"x4", 11 gauge steel plate, shipped two plates per table. The upcharge is \$55 list per table.




Shipped with 2 plates per table.



Shown as assembled

Grommets - (to order, specify GR or CM)



GR

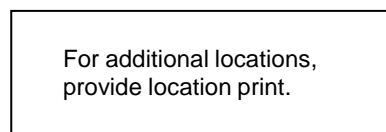

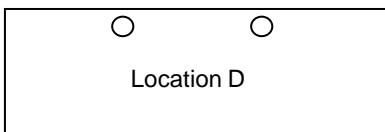
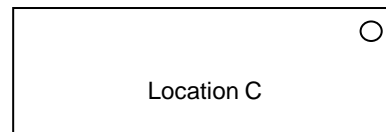

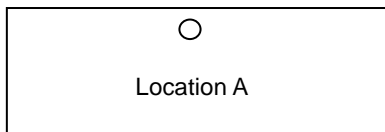


CM



Material: Plastic Finish: Black

Grommet and cable manager location options. Add an additional \$40.00 for each grommet or \$50 for each additional cable manager unit to the list price. Indicate which location you prefer on your purchase order.



Built In Wire Management - (to order, specify WM)

Bases will have a 1"W x 19"H steel access door with self closing hinges. The door runs within 2 3/8" of top plate and bottom. Door height will vary depending on options. Upcharge is \$105 per table.

Note: This is designed to fit most cords and end plugs. Please check with customer service if questionable.



WM

Snap On Wire Management- (to order, specify WMLC)

Snap On Wire Management is an option available on cylinder column bases. It offers coverage of your wire down the vertical leg of the table at an upcharge of \$45.

Note: This is designed to fit most cords and end plugs. Please check with customer service if questionable.



WMLC

Undersurface Mounted Wire Management

A strong adhesive strip gives each of the undersurface mount options a strong hold for multiple wires. Any of these options can be utilized under the Top Surface or on to the inner Modesty Panel. The vertical mounted unit attaches to the undersurface with screws and hangs from the surface, directing multiple cords to the floor outlet. Priced in 1,2,and 5 ft increments. To order specify the product number and the length needed for each table. For additional sizes, contact customer service.

Vertical

Oval spine conceals and carries wires from under desk to floor. Single channel on each side to keep cords separate where code requires. 30" tall by 3 1/16" wide and 1 1/2" deep. Screws under desk with weighted base. Silver finish.



Model
WMH

Price
\$112

Horizontal

J channel is ideal when cords need to be moved often. 3 1/4" high by 1" deep. Available in black. Comes with self adhesive tape applied for easy install.

Model

WMA1	1 ft	\$25
WMA3	3 ft	\$50
WMA5	5 ft	\$75



Four channel wire manager has subtle openings to load wires in separate channels to meet local codes. 3" high by 3/4" deep. Available in black. Comes with self adhesive tape applied for easy install.

WMC1	1 ft	\$30
WMC3	3 ft	\$55
WMC5	5 ft	\$90



3' long vertebrae contains 4 separate channels. There are two main channels and two smaller which allow wires to sit in a 1/2" deep trough. 3 1/8" wide. Available in black.

WMD3	3 ft	\$65
------	------	------



EasyEx Folding Mechanism - (FD models)

The EasyEx uses a nylon injection molded body with an extruded aluminum working mechanism. This new EasyEx gives the user low cost, high durability, great aesthetics, and the quality for which EasyEx is famous.

EasyEx uses a single press down lever that can be operated by hand or foot and provides a positive lock up or down without the slack that is associated with older folding devices. EasyEx can be installed on tables as short as 57" and still fold flat.



Nesting - (NE models)

Tables can be easily nested with a simple to operate mechanism allowing for easy reconfiguration and storage of training room tables. A hinged modesty panel also allows for the storage of the more complex tables. Tables 72" and longer will have 2 operational handles per table. Nesting table price includes locking casters.



Flip Top - (FT models)

The standard Flip-Top base system allows the top to flip into an easy storage position. This option is available on all X and disc bases within a 36" square size and 48" round diameter maximum. Each size table is available at an \$85 upcharge for flip top option.



Footring - (to order, specify -FR)

Tablex Disc bases available with a footring for comfort, available at \$140 upcharge.
24" and 32" discs have a 19" outer diameter footring.
20" discs have a 14" outer diameter footring.
12" from floor to top of footring.



Accessory Hooks - (to order, specify -HK)

Set of two hooks are available on standing height tables at a \$55 upcharge. Hooks are black metal.



Bullnose End - (to order, specify -BN)

Steel bullnose is available in the **Foundation Series**, replacing the standard flat ends. The upcharge is \$55.



Spring Clip Height Adjustment -(to order, specify AH)

A Spring Clip Height Adjustment Mechanism is available at a \$200 list upcharge per table. This option is available on base configurations with cylinder shaped posts. The height adjustment range is 26"-32".



Pneumatic Height Adjustment - (to order, specify -NU)

All square (max. 34x34) and round tables (max. 48" dia) are available with a pneumatic height adjustment option on an X-base at an upcharge of \$315 list per table. Adjusts at a 12" vertical range in 1" increments.



Electric or Manual Height Adjustability - (to order, specify MH or EH)

Hand crank manually adjusts from 27" to 40" with 6 turns per inch of height adjustment. When not in use, the handle is concealed. The electric height adjustment range is from 27" to 43". Adjustment speed is 1-1/4" per second. Various heights can be stored in memory for repeated adjustments. Note: Start heights increase 2" when casters are used. This option is available on rectangular tops of 24", 30" and 36" width with a maximum length of 72".

For manual height adjustability - MH - call 877-481-1177

For electric height adjustability - EH - call 877-481-1177



Caster - Locking - (to order, specify - LC)

Locking 2" or 3" caster fitted into a receiver depending on table size. A \$75 upcharge per table applies for all locking caster options.



Concealed Caster and Glide Combo - (to order, specify -CCG)

The concealed non-locking caster can be used on one end of the table to allow for easy table reconfiguration. The other end will have standard glides. Note: base style is as shown. The upcharge is \$86 list per table. Table height remains at the standard 29" table height.



Self Leveling Glides - (to order, specify -LG)

Self leveling glides can be specified in place of the standard nickel plated glides at a \$80 list per table upcharge.



Plastic Glides - (to order, specify -PG)

Plastic glides can be specified in place of the standard nickel plated glides at a \$25 list per table upcharge.



Standard Laminate **Top Colors** from Wilsonart, Pionite, Nevamar and Formica are offered by Tablex in any standard finish for the same price. For Premium choice laminates or special finish laminates, contact Tablex customer service for the upcharge.

NOTE: All Wilsonart, Nevamar, Pionite and Formica laminates are available upon request. Please consult your Tablex customer service representative at 877-481-1177 for details.

Tablex Laminates for Quickship Program

Suede Neutral Santos	AT951	Aspen Fog	4753-60
Putty	1503-60	Aspen Sand	4754-60
Wallaby	D439-60	Desert Zephyr	4841-60
Dove Grey	D92-60	Loden Zephyr	4844-60
Frosty White	1573-60	Canyon Zephyr	4842-60
Grey	1500-60	Morro Zephyr	4846-60
Shadow	D96-90	Misted Zephyr	4843-60
Black	1595-60	Mission Stucco	4850-60
Gunmetal	D355-60	Mission Sand	4851-60
Oxygen Ev	4809-60	Mission Adobe	4849-38
Titanium Ev	4810-60	Mission Shadow	4852-38
Silicon Ev	4811-60	Grey Glace	4142-60
Nickel Ev	4813-60	Wild Cherry	7054-60
Tungsten Ev	4814-60	Suede Hardrock Maple	WM791
Carbon Ev	4820-60	Suede Jewel Mahogany	WY351
Beige Nebula	4624-60	Suede Yorkshire Cherry	WC411
Graphite Nebula	4623-60	Amber Cherry	7919-38
White Nebula	4621-60	Retro Mahogany	TX701
Tawny Legacy	4663-60	Blonde Maple	TX061
Olive Legacy	4654-60	Traditional Cherry	TX062
Bronze Legacy	4656-60	Merlot Cherry	TX064
White Tigris	4783-60	Warm Cherry	TX043
Saffron Tigris	4673-60		
Mushroom Tigris	4668-60		

Veneer top surfaces are available, please contact customer service at 877.481.1177 for pricing and availability.

Rigid Thermofoil Top and Edge Colors

Standard 3D-laminate colors from Omnova are offered by Tablex in any standard finish for the same price. For Premium choice Omnova products contact Tablex customer service for the upcharge.

NOTE: All Rigid Thermofoil colors are available upon request. Please consult your Tablex customer service representative at 877-481-1177.

Standard Wood Edge Colors

Almond	AD	Butterscotch	BH	Spice	SE	Nutmeg	NG
Black Velvet	BV	Chestnut	CT	Cocoa Infusion	CI		

Custom Finish Match available at \$200 one time upcharge. (Custom finish match approval may affect order lead time)

Finish Disclaimer: The natural characteristics of veneer offer unique texture and grain. The finished product will be a commercially acceptable color match to the sample, an exact match cannot be guaranteed. The sample is of color designation, not of sheen. Minor variations in finish color and value may occur.

Standard 3 MM PVC Edge Colors:

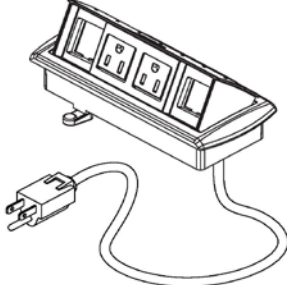
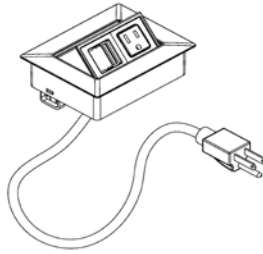
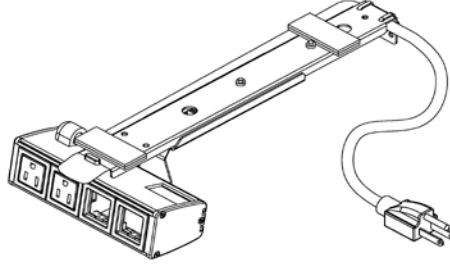
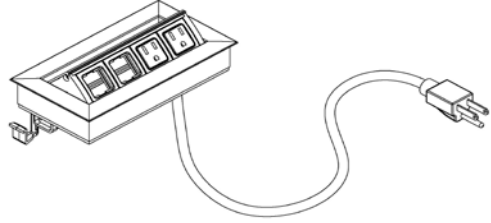

Standard 3 MM PVC Edge Colors:		Coordinating laminate colors		Coordinating base colors	
Espresso	3021			Espresso	36
Pepperdust	1096				
Foundry	7044			Foundry	19
Charcoal	015			Silhouette	10
Haze	016				
Shark	3018			Phantom	23
Medium Grey	001	Dove Grey	D92-60	Smoke	11
Black	2416	Black	1595-60	Black	2
Hardrock Maple	WM791	Hardrock Maple	WM791		
Jewel Mahogany	WY351	Jewel Mahogany	WY351-H		
Amber Cherry	7919	Amber Cherry	7919K-78		
Yorkshire Cherry	WC411	Yorkshire Cherry	WC411		
Crème	3019	Putty	1503-60	Crème	17
Iron	3020	North Sea	D90-60	Iron	34
Flat Warm Cherry	F3022	Warm Cherry	TX043		
Reed Warm Cherry	R3022	Warm Cherry	TX043		
Flat Merlot Walnut	F3023	Merlot Walnut	TX064		
Reed Merlot Walnut	R3023	Merlot Walnut	TX064		
Flat Traditional Cherry	F3024	Traditional Cherry	TX062		
Reed Traditional Cherry	R3024	Traditional Cherry	TX062		
Flat Blond Maple	F3025	Blond Maple	TX061		
Reed Blond Maple	R3025	Blond Maple	TX061		
Flat Retro Mahogany	F3026	Retro Mahogany	TX701		
Reed Retro Mahogany	R3026	Retro Mahogany	TX701		

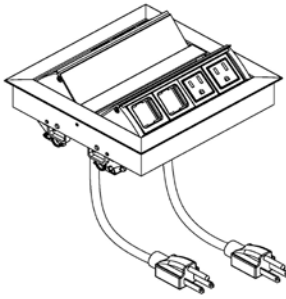
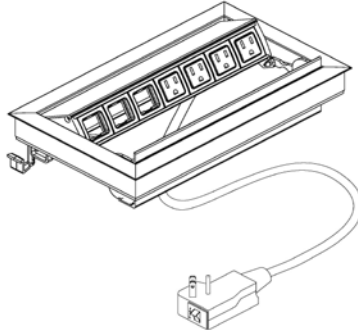
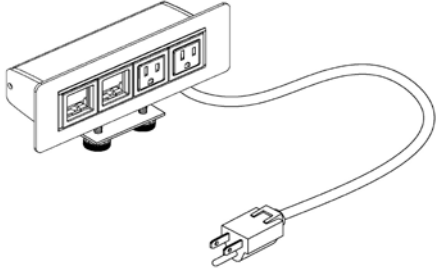
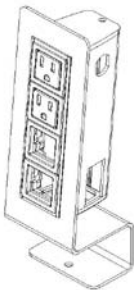


Standard Base Colors:

Structured Black	01	Smoke	11	Storm	25	Ruby	32
Black	02	Stone	15	Iron Alloy	34	Moostone	33
Structured Slate	05	Crème	17	Sand	35	Espresso	36
Structured Concrete	06	Foundry	19	Oyster	28	Satin Silver	37
Graphite	07	Silver Frost	21	Flint	29	Tungsten Metallic	38
Structured Chocolate	08	Phantom	23	Pearl	30		
Silhouette	10	Linen	24	Sun Gold	31		

Chrome Base 20 (Is available for a \$100 upcharge)

The following components are available for your power and data needs. Additional solutions are available upon request. Tablex requires the customer to provide a sketch/drawing along with their purchase order to indicate the desired location of their power data unit(s). Tablex will provide a cutout in the top, but will not be responsible for installations. For assistance with specification of power and data please contact customer service 877.481.1177.

	<p>PD02</p> <ul style="list-style-type: none"> • Constructed of Molded Black Plastic • 4 Port component with 2 electrical outlets (15 amp/125 volt) and 2 cutouts to accept voice/data (jacks not included) • Single touch door opening, stays open during use. • Available in the SIMPLE LINK system. • Powered with a 15 amp cord, 120" long. • 72" power cord is available upon request. 	<p>Price \$183</p>
	<p>PD04</p> <ul style="list-style-type: none"> • Constructed of Die Cast Metal, Black. • 2 Port component with 2 electrical outlets (15 amp/125 volt) • Single touch door opening, stays open during use. • Available in the SIMPLE LINK system. • Powered with a 15 amp cord, 120" long. • 72" power cord is available upon request. 	<p>Price \$221</p>
	<p>PD05</p> <ul style="list-style-type: none"> • Below Surface Power Data Option • Constructed of Clear Anodized Aluminum • 4 Port component with 2 electrical outlets (15 amp/125 volt) and 2 cutouts to accept voice/data (jacks not included) • Mounts under surface, no cutout required. • Slides forward and back using a ball bearing track. Locks in place. • Powered with a 15 amp cord, 120" long. • 72" power cord is available upon request. 	<p>Price \$221</p>
	<p>PD06</p> <ul style="list-style-type: none"> • Constructed of Anodized Aluminum • 4 Port component with 2 electrical outlets (15 amp/125 volt) and 2 cutouts to accept voice/data (jacks not included) • Single touch door opening, stays open during use. • Capable of 4 electrical outlets (15 amp/125 volt) - call customer service for pricing. • Powered with a 15 amp cord, 120" long. • 72" power cord is available upon request. 	<p>Price \$315</p>
	<p>Etched Logo Please call for pricing</p> <p>Take this opportunity to show your company or institutions' logo in an etched model.</p> <ul style="list-style-type: none"> • Available on Anodized Aluminum components only. 	

	<p>PD08 Price \$617</p> <ul style="list-style-type: none"> • Constructed of Anodized Aluminum • Back to back 8 Port component with 4 electrical outlets (15 amp/125 volt) and 4 cutouts to accept voice/data (jacks not included) • Single touch door opening, stays open during use. • Capable of 8 electrical outlets (15 amp/125 volt) - call customer service for pricing. • Powered with a 15 amp cord, 120" long. • 72" power cord is available upon request. 	
	<p>PD10 Price \$464</p> <ul style="list-style-type: none"> • Constructed of Anodized Aluminum • 7 Port component with 4 electrical outlets (15 amp/125 volt) and 3 cutouts to accept voice/data (jacks not included) • Single touch door opening, closes during use. • Capable of 7 electrical outlets (15 amp/125 volt) - call customer service for pricing. • Powered with a 15 amp cord, 120" long. • 72" power cord is available upon request. <p>Note: The cord has an end plug for the wall connection with breaker. Please note sizes and shape when planning outlets and wire management options.</p>	
	<p>PD11 Price \$219</p> <ul style="list-style-type: none"> • Constructed of white aluminum with white plastic simplex • 4 Port component with 2 electrical outlets (15 amp/125 volt) and 2 cutouts to accept voice/data (jacks not included) • Mounts to edge of work surface • Fits tops of 3/4"-1 3/4" thick • Powered with a 15 amp cord, 120" long. • 72" power cord is available upon request. 	
	<p>PD12 Price \$219</p> <ul style="list-style-type: none"> • Constructed of white aluminum with white plastic simplex • 4 Port component with 2 electrical outlets (15 amp/125 volt) and 2 cutouts to accept voice/data (jacks not included) • Mounts to edge of work surface • Fits tops of 3/4"-1 3/4" thick • Powered with a 15 amp cord, 120" long. • 72" power cord is available upon request. 	
		<p>IPOD Docking Station (To order, specify -ID) Price \$175</p> <p>Station uses 2 ports within a power data component and works with nearly all IPODs. Unit is compatible with PD06, PD08, PD10, PD11 components.</p> <p>Note: When adding the IPOD docking station, indicate which ports to allc</p>

Villa Corded -Simplify

Features

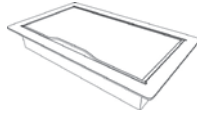

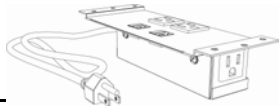

- * Single Circuit, 15 amp unit
- * Connecting capability of 6 units
- * Available in 3 cord lengths, 36", 72", and 108"
- * Available with 2 duplexes and 2 data ports OR 2 duplexes.

To Order:

Specify the model number followed by Color designator
 B Black
 S Silver
Example: VC60D-L-S

Versatility

- * This connection system can be mounted to the undersurface or modesty panel.
- * A Lift design or a Flush design is providing giving the user an option of having the unit flush with the table surface.
- * Grommets are available in silver or black finish.

 Lift grommet		 Flush grommet	
	Power and Data Kits		Price
	VC36D-L	36" Cord Length	\$312
	VC72D-L	72" Cord Length	\$312
	VC108D-L	108" Cord Length	\$312
	Power Only Kits		Price
	VC36P-L	36" Cord Length	\$222
	VC72P-L	72" Cord Length	\$222
	VC108P-L	108" Cord Length	\$222
	VC36D-F	36" Cord Length	\$312
	VC72D-F	72" Cord Length	\$312
	VC108D-F	108" Cord Length	\$312
	VC36P-F	36" Cord Length	\$222
	VC72P-F	72" Cord Length	\$222
	VC108P-F	108" Cord Length	\$222

Remember to specify wire management or modesty panel options to accommodate the power and data specified.

Villa Series Table Connection

Note: Electrician is required if hardwire option is used.

Features

- * This 4 wire, 2 circuit hardwire system allows for a non-sequential plug and play system.
- * 20 amps per circuit.
- * Up to 10 duplex receptacles per circuit.
- * Up to 20 duplex receptacles per power end feed.
- * The 60" and larger tables can be ordered with either a single or double kit to accommodate multiple users.

* Some installation is required. Tops are pre-drilled for easy installation.

Power entry cables are sold separately. Note: an electrician is required for the power installation to the wall.

HARDWARE: 2 circuit system, connects up to 20 units, 72" length cord (custom lengths available)

15 AMP PLUGS: single circuit system. Connects 8-10 units, 72" cord, 15 amp, straight plug.

QUICK DISCONNECT HARDWIRES: are available in custom lengths.


Versatility

* This connection system can be mounted to the undersurface or modesty panel.


* A Lift design or a Flush design is providing giving the user an option of having the unit flush with the table surface.

* Grommets are available in silver or black finish.


* Cord lengths will be customized to the table length for a cleaner look.



V Power Base

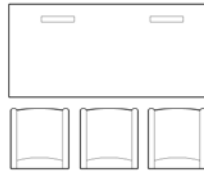
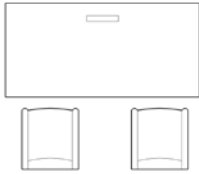


Lift Grommet



Flush Grommet

Power Entry Solutions	Hardware	Price	
	VHW	Hardwire, Multi-Circuit, 72" with cable covers	\$116
	15 AMP Plug		
	VAP	72" Cord, 15 amp plug.	\$165
	Quick Disconnect Box		
VQD	Quick Disconnect box, includes connector and duplex power outlet and junction box.	\$79	
NOTE: Still need to order VHW.			



Single Kits include:

- 1 Grommet
- 1 Power Base
- 1 FM Cable
- 1 FF Cable
- 4 Cable Clamps

Double Kits include:

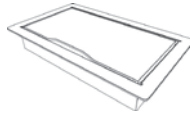

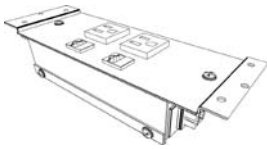
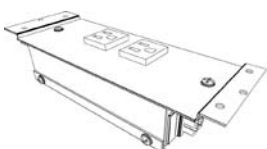
- 2 Grommets
- 2 Power Bases
- 1 FM Cable
- 2 FF Cables
- 6 Cable Clamps

To Order:

Specify the model number followed by Color designator

- B Black
- S Silver

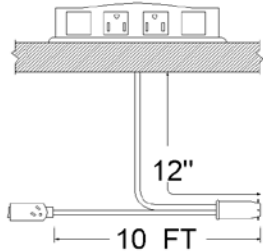
Example: V60DD-L-S

		 Lift grommet		 Flush grommet		
	Power and Data Kits		Price			
	V36SD-L	Single for 36" table	\$408	V36SD-F	Single for 36" table	\$408
	V48SD-L	Single for 48" table	\$408	V48SD-F	Single for 48" table	\$408
	V60SD-L	Single for 60" table	\$408	V60SD-F	Single for 60" table	\$408
	V60DD-L	Double for 60" table	\$611	V60DD-F	Double for 60" table	\$611
	V72SD-L	Single for 72" table	\$408	V72SD-F	Single for 72" table	\$408
	V72DD-L	Double for 72" table	\$611	V72DD-F	Double for 72" table	\$611
	V84SD-L	Single for 84" table	\$471	V84SD-F	Single for 84" table	\$471
	V84DD-L	Double for 84" table	\$824	V84DD-F	Double for 84" table	\$824
	V90SD-L	Single for 90" table	\$475	V90SD-F	Single for 90" table	\$475
	V90DD-L	Double for 90" table	\$828	V90DD-F	Double for 90" table	\$828
		Power Only Kits				Price
V36SP-L		Single for 36" table	\$318	V36SP-F	Single for 36" table	\$318
V48SP-L		Single for 48" table	\$318	V48SP-F	Single for 48" table	\$318
V60SP-L		Single for 60" table	\$318	V60SP-F	Single for 60" table	\$318
V60DP-L		Double for 60" table	\$497	V60DP-F	Double for 60" table	\$497
V72SP-L		Single for 72" table	\$318	V72SP-F	Single for 72" table	\$318
V72DP-L		Double for 72" table	\$497	V72DP-F	Double for 72" table	\$497
V84SP-L		Single for 84" table	\$381	V84SP-F	Single for 84" table	\$381
V84DP-L		Double for 84" table	\$621	V84DP-F	Double for 84" table	\$621
V90SP-L		Single for 90" table	\$385	V90SP-F	Single for 90" table	\$385
V90DP-L	Double for 90" table	\$625	V90DP-F	Double for 90" table	\$625	

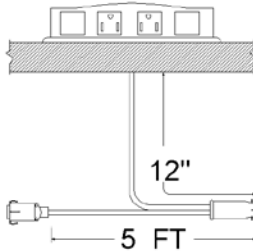
Remember to specify wire management or modesty panel options to accommodate the power and data specified.

Simple Link Table Connection System

Note: NO Electrician is required.



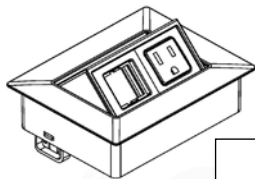
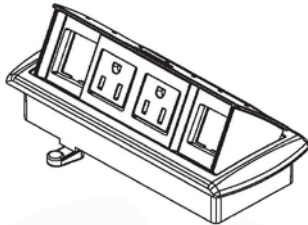
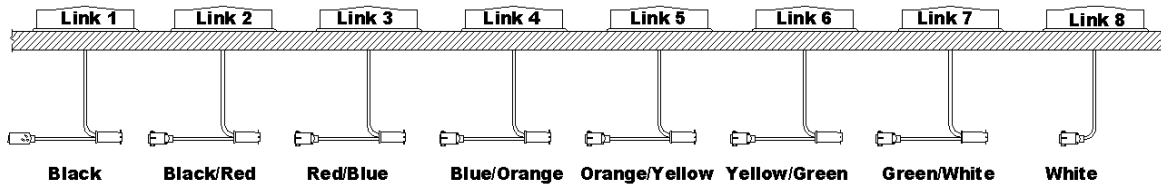
Starter Link



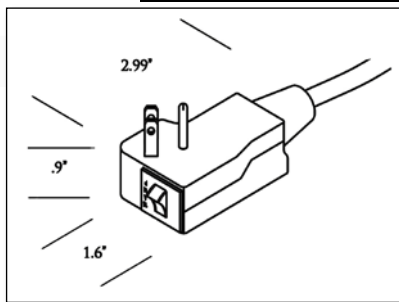
Add On Link

Features

- * Simply drop component in provided cutout and plug in.
- * Easy assembly with color coded sequential connection system.
- * Sequential connection system allows up to an eight unit connection system.
- * The starter link cord plugs into a standard 15 amp wall outlet,(see size below) eliminating need for an electrician.
- * Maximum table length is 60". Note: For longer version, contact customer service.



Simple Link Model	Description	Price
PD02-1	Starter Link with Cord	\$257
PD02-(2-8)	Links 2 thru 8 (wire management not included)	\$203 ea
PD04-1	Starter Link with Cord	\$297
PD04-(2-8)	Links 2 thru 8 (wire management not included)	\$243 ea




Note: Starter Links with Cords have an end plug for the wall connection with breaker. Please note sizes and shape when planning outlets and wire management options.

Remember to specify wire management or modesty panel options to accommodate the power & data specified.

Cable Trac Table Connection System

Note: Electrician is required for hardwire

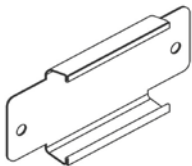


Features


- * This 4 wire, 2 circuit hardwire system allows for a non-sequential plug and play system.
- * 20 amps per circuit.
- * Up to 10 duplex receptacles per circuit.
- * Up to 20 duplex receptacles per power end feed.
- * A clean wall connection allows electrical to be plugged into a secondary area in a room without the permanent cord protruding from the wall. Note: an electrician is required for the power installation to the wall.
- * Each CT kit includes: 2 duplex receptacles, connecting cable, and jumper cable as shown in photo above.
- * All table kits include the necessary hardware for mounting the system to the table. Some installation is required.

Functionality

- * This connection system can be mounted to the undersurface or modesty panel.
- * Can be accessed with grommets
- * Can be used with any of the power and data components. Note: when using a power and data component be sure to request shorter cord lengths.



Mounting plate and screws are included with each kit.



Clean wall alternative connection
CWA



End feed wall connection
EFWC

Cable Trac Kits		Price
CT Kit 30	For 30" Length Tables	\$136
CT Kit 36	For 36" Length Tables	\$138
CT Kit 42	For 42" Length Tables	\$140
CT Kit 48	For 48" Length Tables	\$143
CT Kit 54	For 54" Length Tables	\$146
CT Kit 60	For 60" Length Tables	\$149
CT Kit 66	For 66" Length Tables	\$153
CT Kit 72	For 72" Length Tables	\$156
Power End Feeds		
EFWC	72" End Feed Wall Connection	\$86
CWA	Clean Wall Alternative Connection	\$86
36" Cable for CWA	(Required Cable for Clean Wall	\$55
48" Cable for CWA	Alternative Connection)	\$62
72" Cable for CWA		\$74

Tablexpress Quickship

We ship in **4** Days on Quickship Product

QS-Quickship Product

Choose from Any stocked laminate and 3mm PVC Edge colors.

Fundamental Black bases are standard.

Standard Quickship product numbers only, no options available.

by 1:00pm

Maximum 25 table order for Quickship product.

Round with X Base



Product No.	Base	Top	3mm PVC
QS-02RD42X32	Static	42 dia	630.00

Square with X Base



QS-02SQ3636X32	Static	36x36	459
----------------	--------	-------	-----

Rectangular with T Base



QS-02TC2460T20	Static	24x60	504
QS-02TC2472T20	Static	24x72	593
QS-02TC2484T20	Static	24x84	661
QS-02TC3060T26	Static	30x60	567
QS-02TC3072T26	Static	30x72	625
QS-02TC3084T26	Static	30x84	712

Stocked Laminate Colors

Satin Stainless 4830-07	Bronze Legacy 4656-60
Suede Neutral Santos AT951	Natural Legacy 4655-60
Putty 1503-60	White Tigris 4783-60
Brushmore Mineral 4766-60	Saffron Tigris 4673-60
Wallaby D439-60	Mushroom Tigris 4668-60
Antique White 1572-60	Aspen Fog 4753-60
Dove Grey D92-60	Aspen Sand 4754-60
Frosty White 1573-60	Desert Zephyr 4841-60
Grey 1500-60	Loden Zephyr 4844-60
Shadow D96-60	Canyon Zephyr 4842-60
Featherstone D72-60	Morro Zephyr 4846-60
Black 1595-60	Misted Zephyr 4843-60
Bisque D329-60	Mission Stucco 4850-38
Gunmetal D355-60	Mission Sand 4851-60
Oxygen Ev 4809-60	Mission Adobe 4849-38
Titanium Ev 4810-60	Mission Shadow 4852-38
Silicon Ev 4811-60	Grey Glace 4142-60
Nickel Ev 4813-60	Neutral Glace 4143-60
Tungsten Ev 4814-60	Wild Cherry 7054-60
Carbon Ev 4820-60	Suede Hardrock Maple WM791
Beige Nebula 4624-60	Suede Jewel Mahogany WY351
Graphite Nebula 4623-60	Suede Yorkshire Cherry WC411
White Nebula 4621-60	Retro Mahogany TX701
Iron Legacy 4661-60	Blonde Maple TX061
Tawny Legacy 4663-60	Traditional Cherry TX062
Olive Legacy 4654-60	Merlot Walnut TX064
Amber Cherry 7919-38	Warm Cherry TX043

3mmPVC Edge Colors

Espresso 3021	Crème 3019
Pepperdust 1096	Iron 3020
Foundry 7044	Flat Warm Cherry F3022
Charcoal 015	Reed Warm Cherry R3022
Haze 016	Flat Merlot Walnut F3023
Medium Grey 001	Reed Merlot Walnut R3023
Black 2416	Flat Traditional Cherry F3024
Antique White 018	Reed Traditional Cherry R3024
Hardrock Maple WM791	Flat Blond Maple F3025
Jewel Mahogany WY351	Reed Blond Maple R3025
Amber Cherry 7919	Flat Retro Mahogany F3026
Yorkshire Cherry WC411	Reed Retro Mahogany R3026
Shark 3018	